

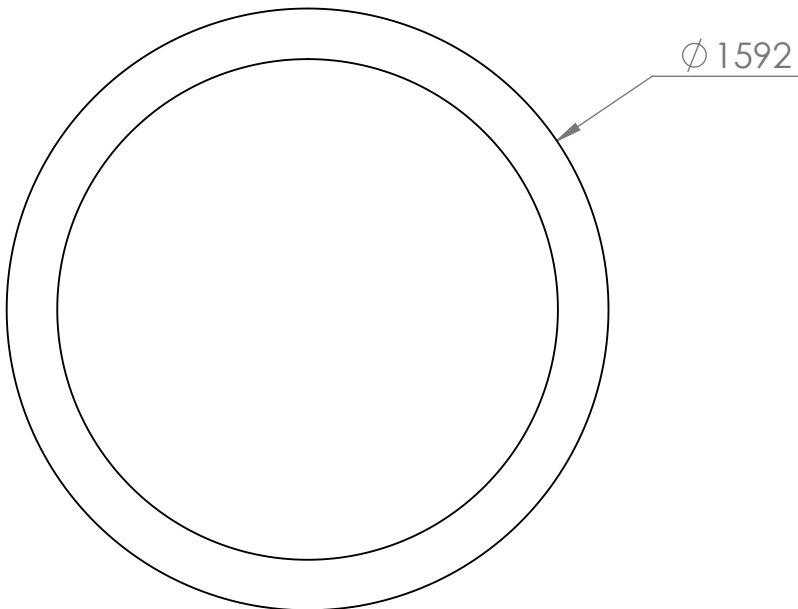
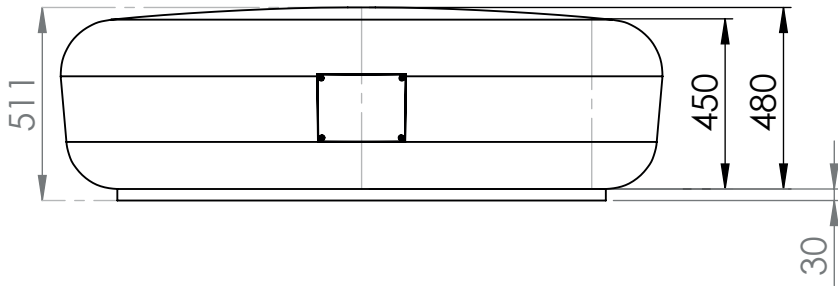
Hot Stone p1/2

ASSEMBLY INSTRUCTIONS

Headoffice: Nola Industrier AB Repslagargatan 15b Box 17701
S-118 93 Stockholm T:+46(0)8 702 19 60 F:+46(0)8 702 19 62
E:headoffice@nola.se Sales/showroom: Skeppsbron 3
S-211 20 Malmö T:+46(0)40 17 11 90 Orderfax:+46(0)40 12 75 45

nola

www.nola.se



Specification /

U12-03	Hot Stone
U12-03EL	Hot Stone with heating

All dimensions in mm

Hot Stone p 2/2

ASSEMBLY INSTRUCTIONS

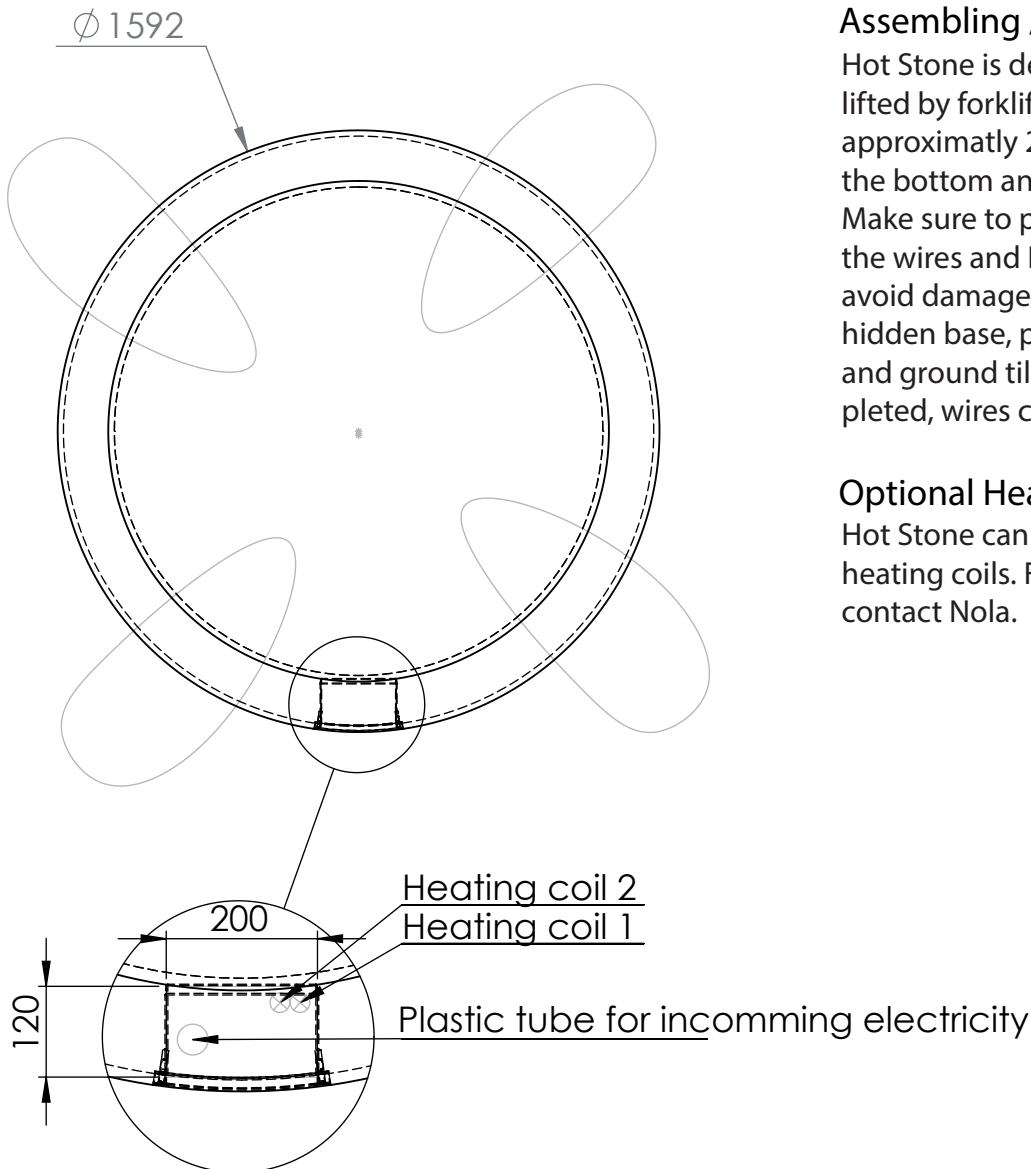
Headoffice: Nola Industrier AB Repslagargatan 15b Box 17701
S-118 93 Stockholm T:+46(0)8 702 19 60 F:+46(0)8 702 19 62
E:headoffice@nola.se Sales/showroom: Skeppsbron 3
S-211 20 Malmö T:+46(0)40 17 11 90 Orderfax:+46(0)40 12 75 45

nola

www.nola.se



Ground level



Assembling /

Hot Stone is delivered by truck and must be lifted by forklift or crane. The weight is approximately 2 tons. 4 wires are attached to the bottom and shall be used for lifting. Make sure to put some padding between the wires and Hot Stone while lifting to avoid damage during the lift. To get a hidden base, prepare the ground with sand and ground tiles. When installation is completed, wires can be cut.

Optional Heating coils/

Hot Stone can be delivered with electrical heating coils. For more information please contact Nola.

All dimensions in mm