

nola®



Luma Park Bench


Design Erik Österlund


The Luma park bench easily blends into a variety of outdoor settings. The design is very subtle, combining an efficient steel frame with the understated beauty of oak. The Luma park bench can be custom-made in a range of materials to almost any desired length. The bench can be ordered as a straight length or form part of a curve that creates a crescent shape. Luma can be wall-mounted and ordered with or without armrests.

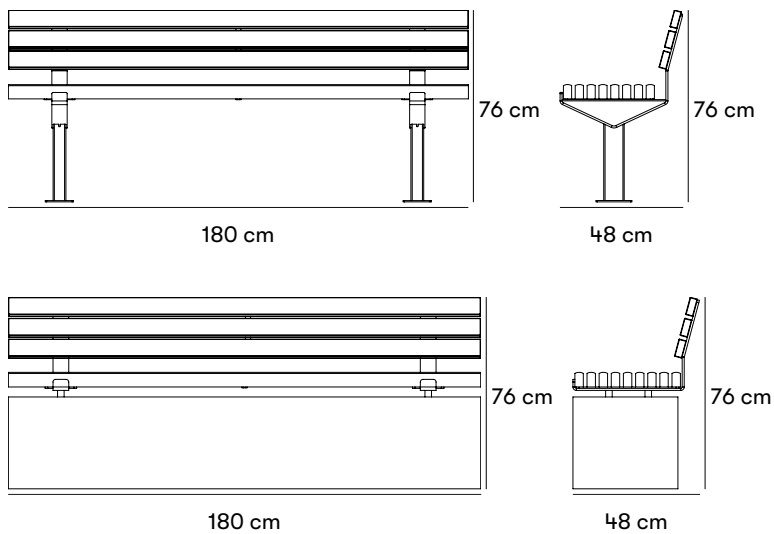
CERTIFICATION

Produkt listad i
Svanens Husportal  

FEATURES

 Designed for accessibility

 Can be mounted on wall



Dimensions and weight

Length: 180 cm / 260 cm
 Width: 48 cm
 Height: 76 cm
 Sitting height: 46 cm

Enskilda dimensioner

The steel supports underneath: 80 x 50 x 2 mm
 The flat steel parts forming the seat and backrest: 60 x 8 mm
 Wood components: 32 x 56 mm
 Optional tabletop: Thickness: 6 mm

Product numbers and combinations

U18-48/180 Luma park bench 180 cm
 U18-48/260 Luma park bench 260 cm
 U18-49R Luma armrest
 U18-35/BORD Attachable tabletop
 B11-05 Additional fee for non-standard wood
 B11-06 Additional fee for choosing a non-standard colour on steel

Append to product number

WOOD AND FINISH

EK for oiled oak.

METAL SURFACE FINISH

C for choice of non-standard colour, additional fee is added.

VARIANTS

Luma can be produced in single, non-standard lengths up to a maximum of 260 cm. If longer lengths are required they will have to be divided into sections.

INSTALLATION TYPE

N for surface mount.

M for in-ground.

V for mounted to wall.
MUR for mounted on wall.

Standard colours

 RAL 7011

Materials and surface treatments

Steel

Nola uses high-quality steel with good strength in our products. Steel rusts if left untreated and must therefore be surface treated.

Oak

Oak is a heavy, hard and medium tough wood. Moderately dimensionally stable in case of moisture changes. Oak wood blackens if it is exposed to moisture or wetness for a long time. However, it does not affect the other properties of the wood. Thanks to its hardness and toughness, the oak wood is suitable for furniture and other use in exposed environments.

Wood oil

Wood oil provides good protection against the stresses of the outdoor climate and at the same time highlights the wood's natural appearance and properties.

Electrogalvanized

Electrogalvanizing (also known as zinc plating) provides corrosion protection through the sacrifice of zinc ions. It is created via a zinc coating on the steel using an electric current.

Powder coating

Powder coating is a coating that is applied as a free-flowing, dry powder. Unlike conventional liquid paint, powder coating is usually applied electrostatically and then cured under heat or with ultraviolet light. The result is an even, hard-wearing coloured surface with the desired gloss level.

Assembly and placement

In-ground

Cast in ground.

Surface mount

Can be bolted above ground, to the floor or to a cast-in-place foundation. Bolts not included.

Mounted on wall

Frames are attached to concrete or stone walls with expanders or chemical anchors. Seat sections mounted on top of walls are attached to the frames.

Fasteners for mounting on top of walls not included.

Mounted to wall

Bolted in place to stand/wall bracket.

Bolts for walls not included.

The seat is delivered fully assembled for installation to the frame on-site with the bolts included. The bolts for attaching the frame to the ground or wall are not included.

Maintenance

Glans 40. Pulverlack går att beställa på sprayflaska.

Powdercoated steel

Products that are powder-coated can be touch-up painted with alkyd paint.

Oiled oak

Oiled oak should be oiled twice a year for best protection. Good maintenance can never completely prevent stains from occurring, but oak that is not maintained will turn blacker and turn gray faster, but it still has a very long life. When re-oiling products, a finely boiled oil that penetrates the wood should be chosen over a film-forming oil.

[Read more in our general maintenance advice at nola.se/en/care-and-maintenance](https://nola.se/en/care-and-maintenance)

Versions

Luma is available in standard lengths of 180 cm and 260cm. An attachable tabletop is available. Freestanding, attachable, ground-mounted, wall-mounted and wall-top versions are available.

Sustainability

CO₂-eq: 9,24 kg CO₂

Energy consumption: 1787,75 MJ

Recycled materials: 5,83 %

[View EPD for details](#)

Designers

**Erik
Österlund**



