


nola®

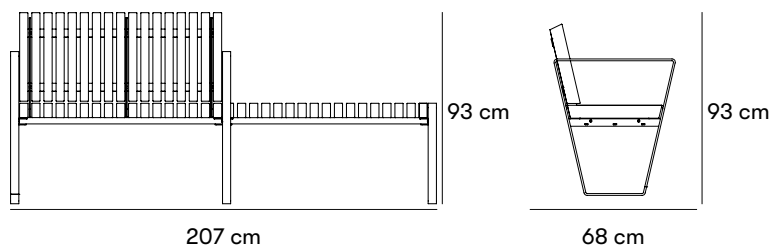


Arkipelag Park Bench

Design Fredrik Toller

When Sweco Arkitekter was commissioned by Jernhusen to redesign Centralplan outside Stockholm Central Station, a new line of park benches was installed to the site. The seating made for the site was designed by landscape architect Fredrik Toller with Nola chosen as the manufacturing partner. As the name Arkipelag (Swedish for 'archipelago') suggests, the seating is conceived as a cluster of small islands. They make space for plants and shrubs and provide a combination of simple bench seats and park bench designs made with back- and armrests.

 Designed for accessibility



Dimensions and weight

Height: 93 cm
Armrest height: 74 cm
Sitting height: 49 cm

U7 length: 307 cm width: 68/70 cm
U8 length: 207 cm width: 68 cm
U9 length: 107 cm width: 54 cm
U11 length: 207 cm width: 68 cm

Individual dimensions

Frame/ Armrest: 40 x 10 mm
Substructure seat and back: 5 mm
Wood dimension: 70 x 40 mm

Product numbers and combinations

U17-90NCU/U7 Archipelago park bench in cumaru wood with frame in black RAL 9005

U17-90MURCU/U8 Archipelago park bench wall-mounted version in cumaru wood with frame in black RAL 9005

U17-91MURCU/U9 Archipelago backless bench wall-mounted version in cumaru wood with frame in black RAL 9005

U17-90NCU/U11 Archipelago park bench in cumaru wood with frame in black RAL 9005

B11-05 Additional cost for choosing non-standard wood

B11-06 Additional cost for choosing RAL powder coated paint in a non-standard colour.

Append to product number

WOOD AND FINISH

CU for cumaru.

JAT for jatoba.

C for other wood other than standard, start-up cost is added.

METAL SURFACE FINISH

C for any color other than standard, starting cost is added.

INSTALLATION TYPE

N for surface mount.

MUR for mounted on wall.

Standard colours

■ RAL 9005

Materials and surface treatments

Jatoba - FSC-certified

Our FSC-labeled Jatoba is an untreated, very hard, and strong hardwood with a long shelf life. It has a brown color with black accent stripes that changes to a deep and rich red color over time.

Cumaru

Cumaru is sometimes called Brazilian Teak and is a hard and durable type of wood. The wood changes in a red/brown shade and does not need surface treatment thanks to its natural properties. Over the years Cumaru ages in a beautiful silver gray tone.

Steel

Nola uses high-quality steel with good strength in our products. Steel rusts if left untreated and must therefore be surface treated.

Powder coating

Powder coating is a coating that is applied as a free-flowing, dry powder. Unlike conventional liquid paint, powder coating is usually applied electrostatically and then cured under heat or with ultraviolet light. The result is an even, hard-wearing coloured surface with the desired gloss level.

Electrogalvanized

Electrogalvanizing (also known as zinc plating) provides corrosion protection through the sacrifice of zinc ions. It is created via a zinc coating on the steel using an electric current.

Assembly and placement

Surface mount

Can be bolted above ground, to the floor or to a cast-in-place foundation. Bolts not included.

Mounted on wall

Frames are attached to concrete or stone walls with expanders or chemical anchors. Seat sections mounted on top of walls are attached to the frames.

Fasteners for mounting on top of walls not included.

The product is freestanding but can be attached to the surface.

Maintenance

Jatoba

Jatoba basically requires no maintenance apart from regular wiping down.

Cumaru

Cumaru shifts in a reddish shade and does not need any maintenance thanks to its natural properties. Over the years Cumaru ages into a beautiful silver gray tone.

Powdercoated steel

Products that are powder-coated can be touch-up painted with alkyd paint.

[Read more in our general maintenance advice at nola.se/en/care-and-maintenance](https://nola.se/en/care-and-maintenance)

Versions


Available as a park bench and a bench without a backrest.

Character

Available in several versions, this robust seating has a long lifespan and requires minimal maintenance.

Designers

Fredrik Toller



Arkipelag is a multifaceted bench and can be placed freestanding, curved or on walls. Photo: Jann Lipka.

