

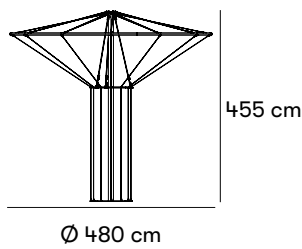


## **Arbory – New Product!**

### **Climbing support**

**Design Martin Brattström**

With advantages such as increased diversity, evergreen presence, faster growth, reduced soil volume, and an aesthetic addition to the urban landscape, Arbory is a viable alternative to a tree in many locations where circumstances may be limiting. The ecosystem services provided by a traditional tree, such as shade, cooling, air purification, and noise reduction, naturally come with it. On Arbory, plants climb on steel wires attached to a steel structure that is anchored in the ground.



#### Dimensions and weight

Height above ground: 455 cm.  
 Total height: 505 cm.  
 Diameter of the large ring: Ø 480 cm.  
 Frame: Height: 320 cm. Diameter: Ø 100,5 cm.  
 Planter: Height: 50 cm. Diameter: Ø 100,5 cm.  
 Weight: 240 kg unplanted.

#### Individual dimensions

Large ring: Steel pipe: Ø 60 mm.  
 Small ring: Steel pipe Ø 26,9 mm.  
 Center pillar: Steel pipe: Ø 121 mm x 5008 mm.

#### Product numbers and combinations

Ö20-20M Arbory, Climbing support

#### Append to product number

##### METAL SURFACE FINISH

C for any color other than standard, starting cost is added.

##### INSTALLATION TYPE

M for in-ground.

#### Standard colours

#### Materials and surface treatments

##### Steel

Nola uses high-quality steel with good strength in our products. Steel rusts if left untreated and must therefore be surface treated.

##### Stainless steel

Stainless steel is an iron alloy with at least 10.5% chromium that often has good resistance to corrosion (rust) and other chemical attacks. A common misconception about stainless steel is that it does not rust at all; it can in fact corrode, especially in environments near the sea with high humidity.

##### Zinc powder primer

It's a thermosetting epoxy powder coating primer that can be applied on several type of metal substrates such as aluminium, steel or galvanised steel. This primer has a robust curing window, allowing excellent inter coat adhesion in direct fired ovens and gives very good edge coverage and superior corrosion protection.

### **Powder coating**

Powder coating is a coating that is applied as a free-flowing, dry powder. Unlike conventional liquid paint, powder coating is usually applied electrostatically and then cured under heat or with ultraviolet light. The result is an even, hard-wearing coloured surface with the desired gloss level.

### **Assembly and placement**

#### **In-ground**

Cast in ground.

In-ground, cast into the ground. Alternatively freestanding by mounting on Parklet.

### **Maintenance**

The components that are made in stainless steel and requires no maintenance.

#### **Powdercoated steel**

Products that are powder-coated can be touch-up painted with alkyd paint.

[Read more in our general maintenance advice at nola.se/en/care-and-maintenance](https://nola.se/en/care-and-maintenance)

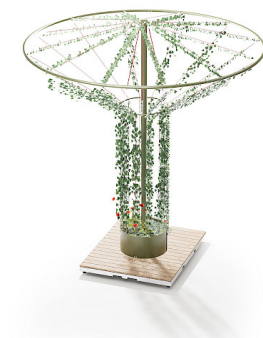
### **Designers**

---


#### **Martin Brattström**

Martin Brattström is a landscape architect working at Edge. During his education at SLU Alnarp, he wrote his thesis titled “Three-Dimensional Climbing Plants”, which was awarded SLU's innovation prize. This led to the creation of the Arbory plant support system, which became his first product produced by Nola









*The designer's inspirational image of a structure for climbing plants that formed the basis for the project.*